




INSTRUCTIONS and PARTS BOOK for
U. S. EDGE BASTER
Model E-W-B



U. S. BLIND STITCH MACHINE CORP.

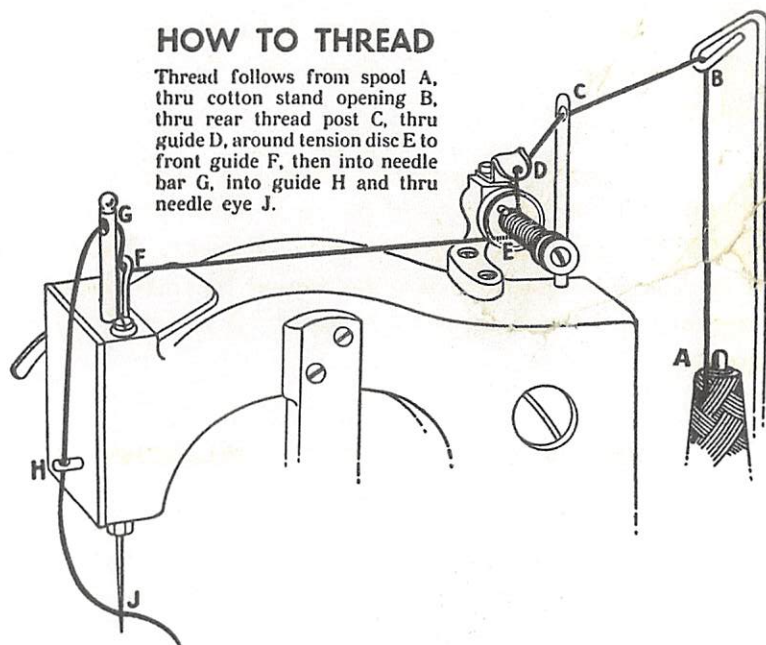
312 SEVENTH AVENUE • NEW YORK 1, N. Y.

Printed in U.S.A.

Be sure needle is pushed up as high as it will go, then tighten nut.

HOW TO THREAD

Thread follows from spool A, thru cotton stand opening B, thru rear thread post C, thru guide D, around tension disc E to front guide F, then into needle bar G, into guide H and thru needle eye J.



See that the machine is threaded properly, as improper threading causes breakage. The thread should feed firmly, but without pull or interruption.

U. S. EDGE BASTER

Avoid Trouble

Buy Only Genuine U. S. Needles

The needle is one of the most important parts of your machine . . . only the proper needle will give proper results.

All materials will take sizes #3, #4, #6 or #7. Numbers 3 and 4 are used on sack coats and numbers 6 and 7 on top coats and overcoats. For very fine synthetic materials whenever the needle leaves a small hole in the material, we recommend #11 or #12 needle. These are the finest.

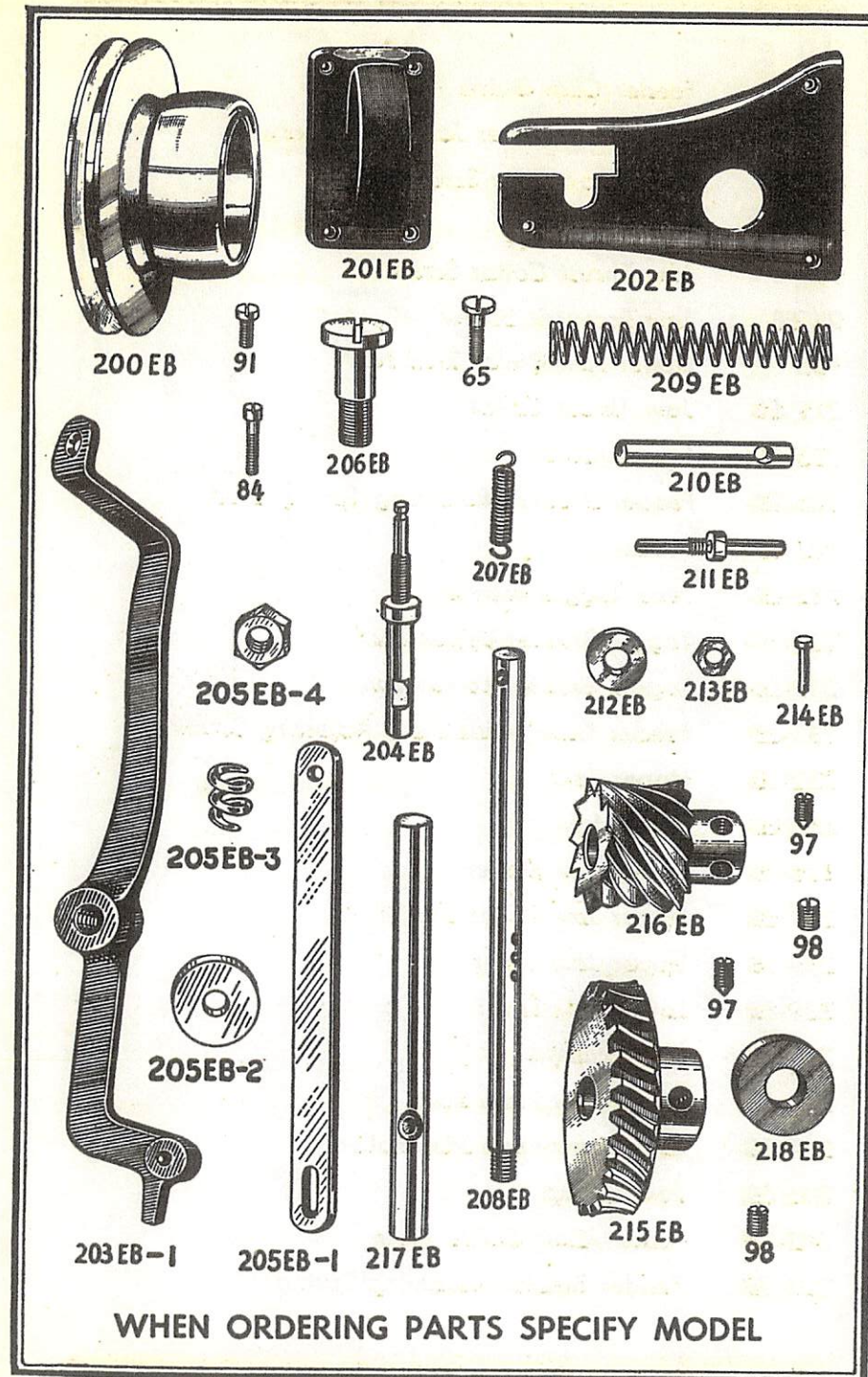
OIL IS THE LIFE OF THE MACHINE

Be SURE to oil every movable part wherever oil cups or open holes are located EVERY DAY, especially when the machine is new. When oiling, insert the oil spout firmly. Use proper lubricating oil.

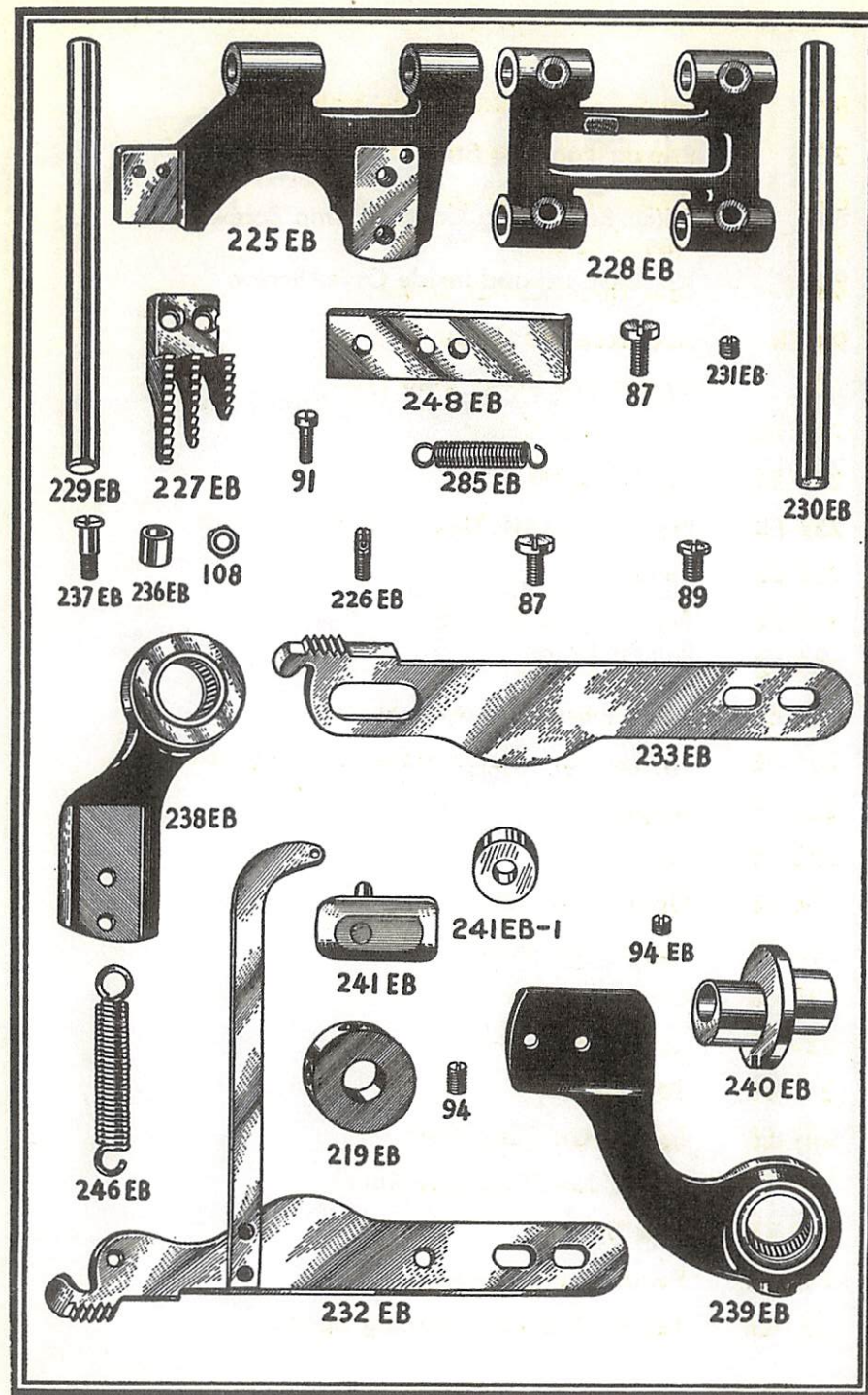
By observing these simple instructions, you will secure satisfactory results from your machine. If you do run into any trouble, get in touch with our main office, or the representative from whom you bought the machine.

There is a U. S. agent near you.

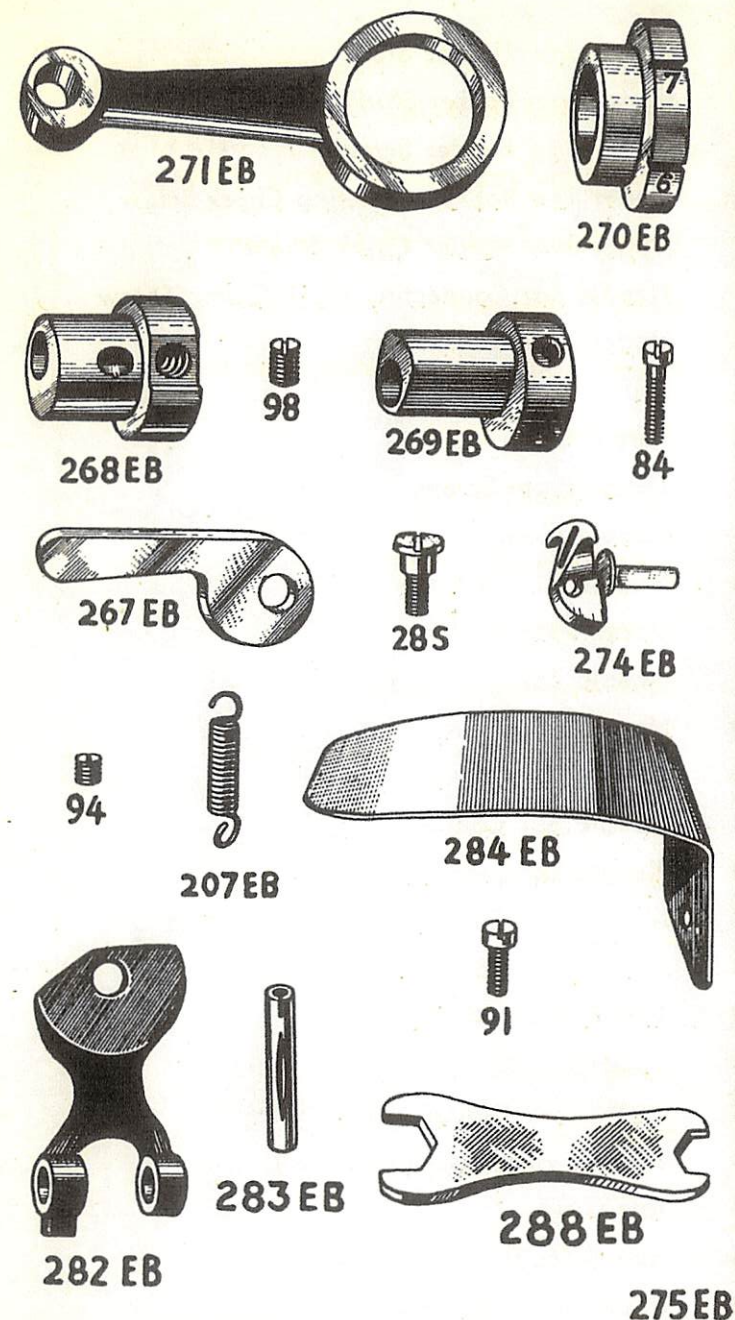
65	Side Cover Screw
84	Presser Foot Lift Lever Stud Screw
91	Front Cover Screw
97	Steel Worm, Bronze Wheel & Hand Wheel Screw
98	Steel Worm, Bronze Wheel & Hand Wheel Screw
200-EB	Hand Wheel
201-EB	Front Cover
202-EB	Side Cover
203-EB-1	Presser Foot Lift Lever
204-EB	Presser Foot Lift Lever Stud
205-EB-1	Connecting Link
205-EB-2	Connecting Link Washer
205-EB-3	Connecting Link Spring
205-EB-4	Connecting Link Nut
206-EB	Presser Foot Lift Lever Main Stud
207-EB	Presser Foot Bar Lift Lever Hold Spring
208-EB	Presser Foot Bar
209-EB	Presser Foot Bar Spring
210-EB	Presser Foot Bar Guide Pin
211-EB	Presser Foot Bar Lift Stud
212-EB	Presser Foot Washer
213-EB	Presser Foot Bar Nut
214-EB	Presser Foot Bar Spring Pin
215-EB	Bronze Worm Wheel
216-EB	Steel Worm Pinion
217-EB	Steel Worm Pinion Shaft
218-EB	Thrust Steel Washer



- 87 Feeder Cam Guide Plate Screw
- 87 Upper and Lower Jaw Front Screw
- 89 Upper Jaw Rear Screw
- 91 Feeder Screw
- 94 Jaw Thrust Collar Screw
- 94-EB Jaw Eccentric Screw
- 108 Upper Jaw Roller Stud Nut
- 219-EB Jaw Thrust Collar
- 225-EB Feed Bracket
- 226-EB Feeder Bracket Retaining Spring Stud
- 227-EB Feeder
- 228-EB Feed Toggle Bracket
- 229-EB Toggle Bracket Upper Shaft
- 230-EB Toggle Bracket Lower Shaft
- 231-EB Feeder Cam Guide Plate Adjusting Screw
- 232-EB Upper Jaw
- 233-EB Lower Jaw
- 236-EB Upper Jaw Roller
- 237-EB Upper Jaw Roller Stud
- 238-EB Upper Jaw Lever
- 239-EB Lower Jaw Lever
- 240-EB Jaw Eccentric
- 241-EB Lower Jaw Plate Stud
- 241-EB-1 Lower Jaw Plate Stud Roller
- 246-EB Jaw Spring
- 248-EB Feeder Cam Guide Plate
- 285-EB Feeder Bracket Retaining Spring

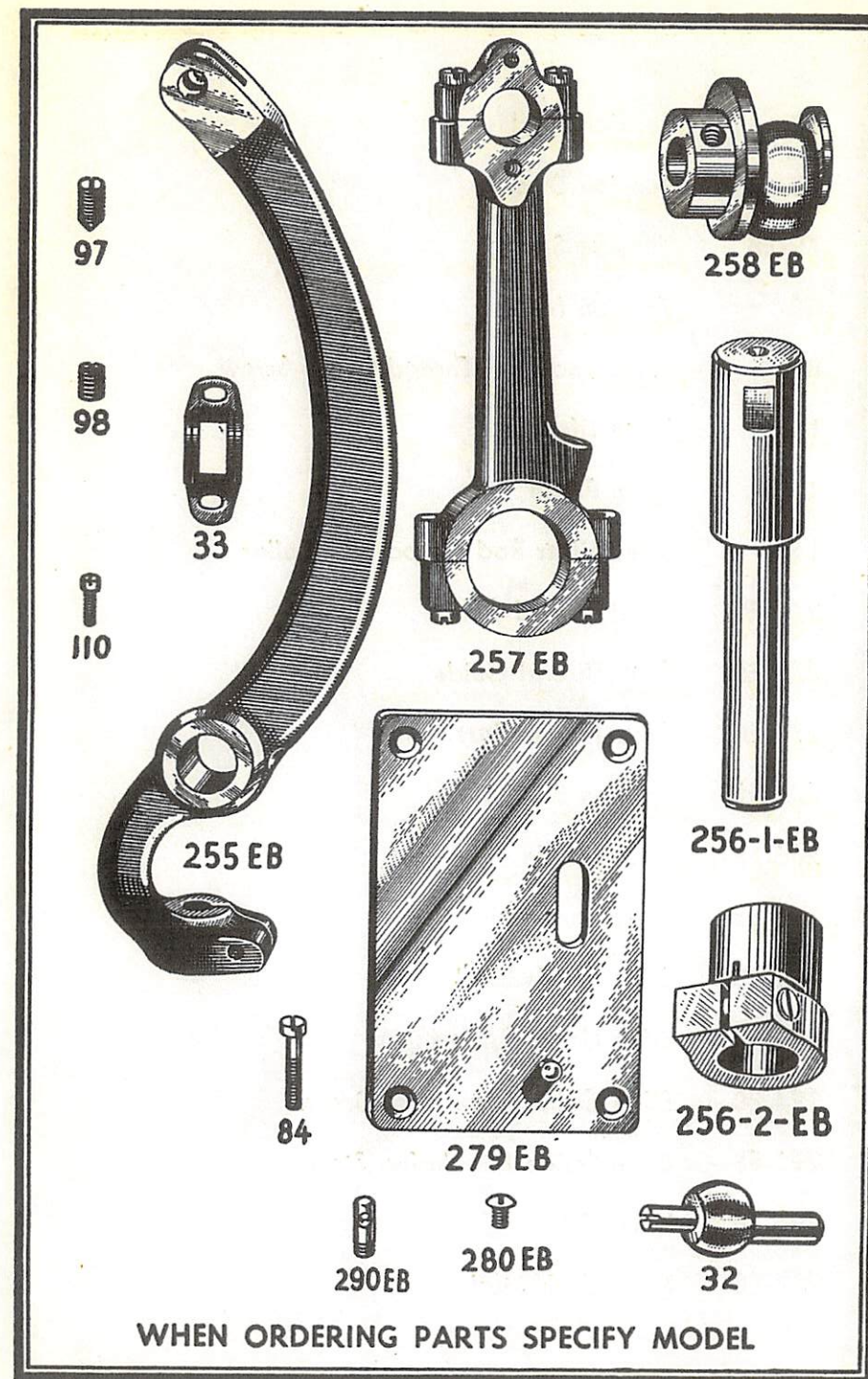


28-S	Presser Foot Lift Stud
84	Stitch Regulating Collar Clamp Screw
91	Hook Guard and Inside Cover Screw
94	Hook Clamp Screw
98	Feeder Cam and Regulating Cam Screw
207-EB	Hook Guard Spring
267-EB	Presser Foot Lift Link
268-EB	Stitch Regulating Cam
269-EB	Feeder Cam
270-EB	Stitch Regulating Collar
271-EB	Stitch Control Connecting Link
274-EB	Hook
275-EB	Main Shaft
282-EB	Hook Guard
283-EB	Hook Guard Pin
284-EB	Inside Cover
288-EB	Needle Wrench



WHEN ORDERING PARTS SPECIFY MODEL

- | | |
|----------|----------------------------|
| 32 | Eccentric Ball Stud |
| 33 | Eccentric Ball Guard |
| 84 | Needle Lever Clamp Screw |
| 97 | Needle Lever Cam Screw |
| 98 | Needle Lever Cam Screw |
| 110 | Eccentric Ball Guard Screw |
| 255-EB | Needle Lever |
| 256-1-EB | Needle Lever Stud |
| 256-2-EB | Needle Lever Stud Clamp |
| 257-EB | Needle Lever Connection |
| 258-EB | Needle Lever Cam |
| 279-EB | Side Plate |
| 280-EB | Side Plate Screw |
| 290-EB | Side Plate Thread Guide |



77	Tension Stud
78	Tension Disc
79-EB	Tension Spring
80	Tension Nut
89	Front and Rear Thread Guide Screw
152	Knee Lifter Rod
154	Knee Pedal
157	Knee Lifter Rod Supporting Collar
272-EB	Front Thread Guide
273-EB	Rear Thread Guide
276-EB	Rear Thread Post
278-EB	Tension Bracket Pin
286-EB-1	Edge Guide
291-EB	Edge Guide Throw
292-EB	Edge Guide Block
293-EB	Edge Guide Spring
294-EB	Edge Guide Regulating Screw
295-EB	Edge Guide Regulating Stop
296-EB	Knee Lifter
297-EB	Knee Lifter Stud

